

## WCDR Hyogo Framework for Action:



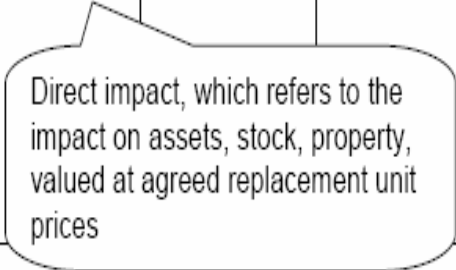
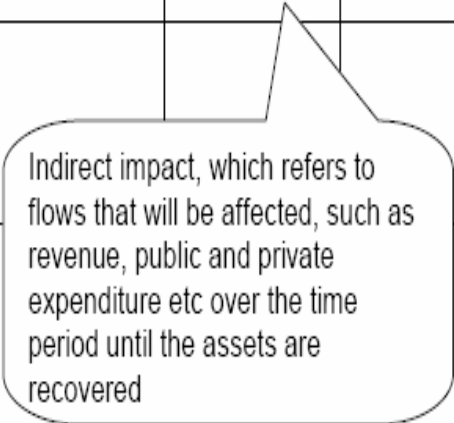
- Calls upon member States with support of UN, Regional and Civil Society organizations to prioritize:
- “Incorporation of disaster risk reduction measures into post disaster recovery and rehabilitation processes,
- use opportunities during recovery phase to develop capacities that reduce disaster risk in the long run, including
- through sharing of expertise , knowledge and lessons learnt”

## What recent recovery experiences are telling us

- Recovery and reconstruction efforts rebuilding risk due to non integration of DRR;
- Recovery efforts not always informed by lessons learnt and experiences from previous disasters
- Needs assessment not always demand driven, stake holder consultative processes weak;
- Institutions set up to manage recovery- have not led to sustained national and local capacities for disaster reduction;
- Opportunities for **Transformative Recovery** are not realized

# Context Indonesia Tsunami: Speed versus Participation

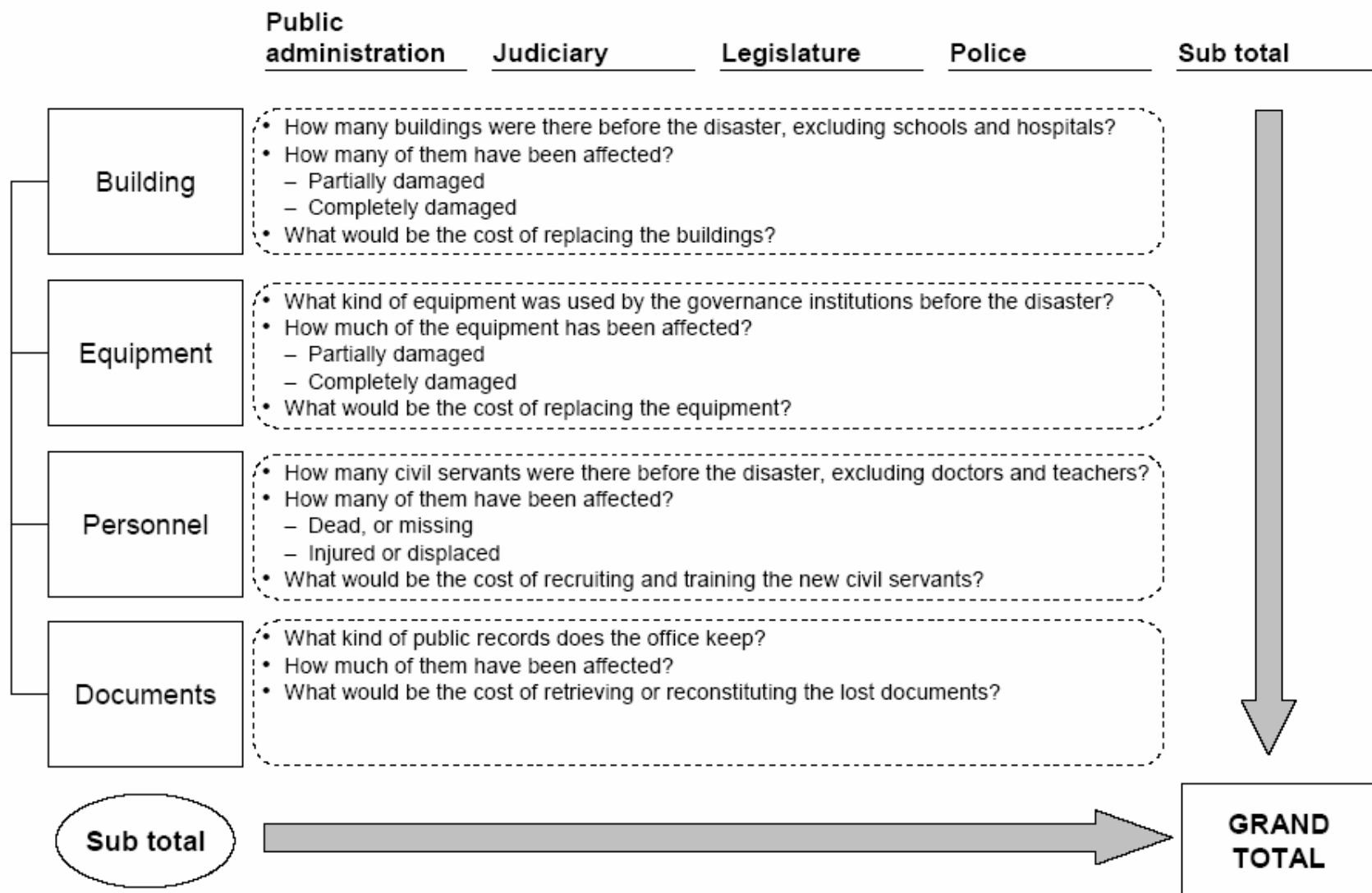
- Early phase :Reactive Recovery
- International Organization Driven : Military controlled supplies, access by Planes,
- Huge resource commitments for Flash Appeal, 900 million USD
- However absorptive Capacity constraints : local Govt, NGO, civil servants ,already weakened by conflict, decimated by Tsunami
- Text Book Application of ECLAC methodology
- Assessment driven by need to present to Consultative Group on Indonesia a 3.9 billion USD figure for Donor commitments
- Possibilities to empower the people of Aceh, and Local govt. of Aceh Indonesia versus Speed

Sector	Damage	Loss	Total
<b><i>Social sector</i></b> -Affected Populations -Housing & Human settlements -Education and culture -Health sector	 <p>Direct impact, which refers to the impact on assets, stock, property, valued at agreed replacement unit prices</p>		
<b><i>Infrastructure</i></b> -Energy -Water and sanitation -Transport and communication			
<b><i>Productive sector</i></b> -Agriculture -Trade and industry -Tourism	 <p>Indirect impact, which refers to flows that will be affected, such as revenue, public and private expenditure etc over the time period until the assets are recovered</p>		
<b><i>Overall effect</i></b> -Environment -Women -Macro economics -Employment and income			

# Governance sector

- Assessment of the damage and loss to the governance sector presented a challenge to the assessment team, due to the lack of reference to governance in the ECLAC
- basic questions such as: What institutions should be covered under 'Governance' – in other words what does governance mean? Which elements should be considered?
- How could the economic impact of the loss of personnel and public records be calculated?
- After extensive discussion, executive, legislative and judiciary branches, as well as police should be considered.
- Damage and loss to buildings, equipment, personnel and public records should be assessed.
- One assumption : the civil servants were affected to the same extent as the general population.
- challenge to monetize the damage to the public records. For example, how
- are we going to assess the replacement cost of a civil servant's personnel record?
- Lesson Learnt : Methodology and documentation of practices for Governance sector assessments

## 4: DAMAGE AND LOSS ASSESSMENT: ECLAC METHODOLOGY AND GOVERNANCE 2

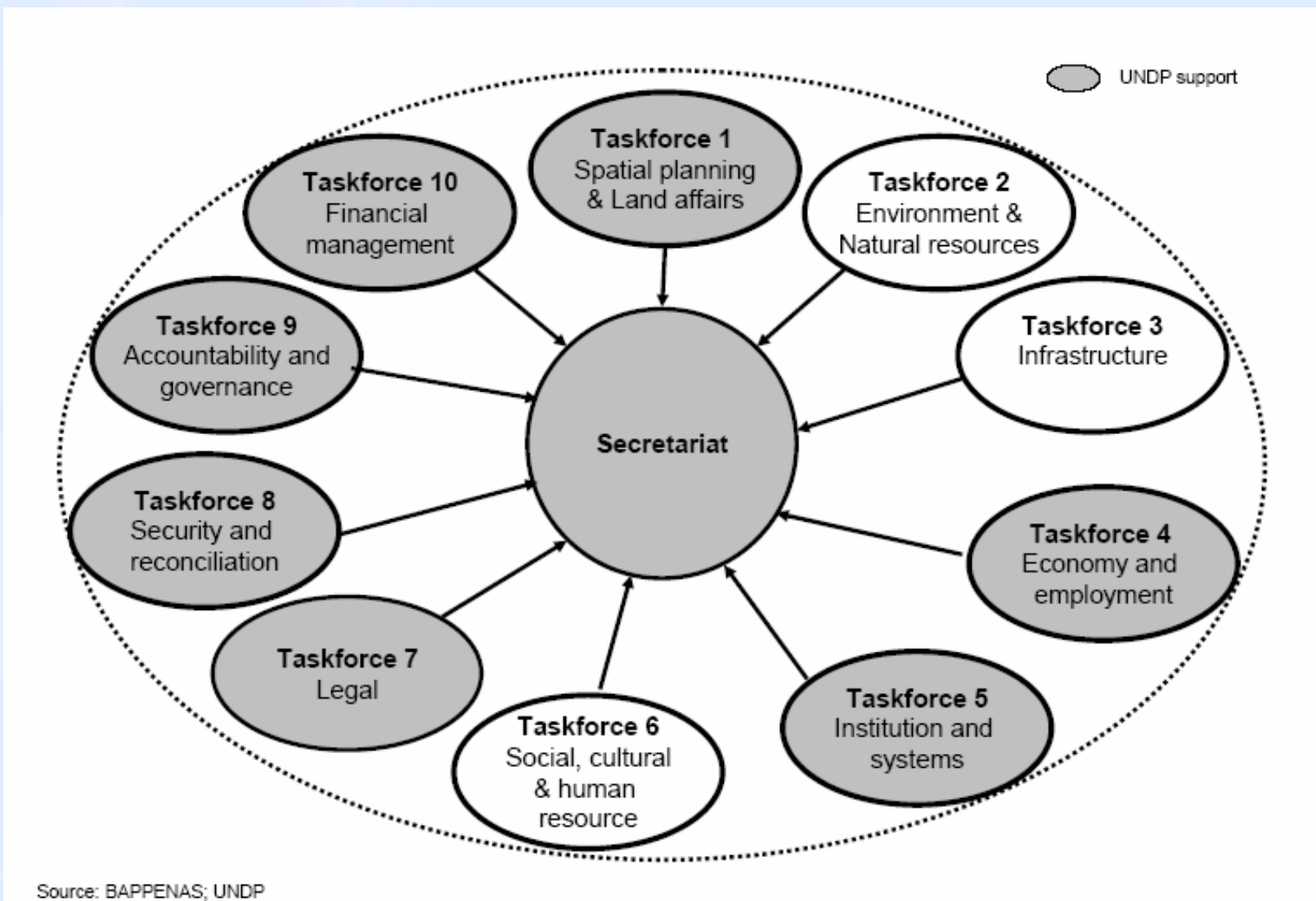


# Participating Agencies

## : Framework of division of roles

- Competitive role building by each Agency
- Multiple agencies appealed for similar sectors (Housing, livelihoods, temporary shelter)
- WB negotiated with GOI co-coordinating role in Reconstruction vis a vis Donors through Ministry of Planning
- No automaticity in ensuring global technical skills of International Organisations like UNEP, Habitat, FAO, ILO would be seamlessly used in developing the Aceh Recovery Plan, as these were not part of the sectoral needs assessment teams initially established by the World Bank
- High lighted need to establish predefined roles as per comparative advantages

# RECOVERY PLANNING: OVERALL STRUCTURE



# Use of Customised Transition Results Matrix

- Transitional Results Matrix (TRM),
- (a) allow development of key actions, outputs, and results for political, security, economic, and social priorities in a simple time framework;
- (b) clarify and manage expectations (donors, leadership, population) by indicating the timing and helping prioritization;
- (c) identify in advance sectoral linkages;
- (d) highlight and address activities lagging behind.
- It is also a planning, coordination, and management tool that the national and international stakeholders can use to better prioritize actions necessary for successful recovery.
- Lesson learnt : Due to absence of linkages with local authorities in drawing up sector and geographically identified micro plans, it has taken long time to convert the Blue print into actionable and monitorable programmes and activities

*VISION: to be defined*

Cluster/ Sector/ Theme	Priority Outcome or Objective	Baseline	Results by Feb 28, 2005	Results by December 31, 2005	Results by June 30, 2006
	description:  cost:	quantitative or qualitative description	action or output responsible unit: donor TA:	action or output responsible unit: donor TA:	action or output responsible unit: donor TA:
<p>The matrix can use pictographs (✓ achieved ≈ partially achieved ✗ not achieved) to clearly identify the status of key actions, with entries for responsible agency and TA promised by donors.</p>					
Infra - Energy					
Social - Edu					
Social - Health					
Env't & Nat Res					
<b>Capacity-Building Requirements</b>					

Cost estimates to be drawn from separate ...

The matrix can use pictographs (✓ achieved ≈ partially achieved ✗ not achieved) to clearly identify the status of key actions, with entries for responsible agency and TA promised by donors.

Linking capacity-building requirements explicitly to each time interval can help focus and define core TA needs, with progress benchmarks and financing sources.

PDNA Workshop at Rome under framework of IRP :consensus to develop joint post disaster needs assessment methodology

- **Link with humanitarian/relief and development phase:** How can a needs assessment methodology best address the continuum from relief, through transitional recovery to longer term development?
- **Risk Mitigation** Needs Assessment should take into account the causes of the disaster, focus on identifying underlying risks and vulnerabilities which magnify impacts of hazards and, identify which risk reduction measures will be effective in recovery strategies and programs in the specific context.
- **Absorptive capacity** : To what extent and how should the needs assessment evaluate absorptive capacity? Related to this is the need to assess institutional capacity, major institutional gaps and prioritization of institutional support efforts.

- **Government Ownership:** How can the needs assessment exercise build government ownership from the start and assist in the capacity building effort? How and to which extent should government counterparts participate in needs assessment missions and subsequent follow up?
- **Data, indicators and monitoring:** How could/should a needs assessment methodology address the unavailability and/or inaccuracy of relevant data and likely difficulties in defining realistic and meaningful indicators and monitoring benchmarks?
- **Relations with civil society and NGOs.** What should be the role of NGOs and civil society in the needs assessment process? How to manage the trade offs between the need for speed and the need to build ownership from stakeholders in the NGO community and in civil society organizations that will have an interest in how needs are defined and assessed and are likely to have a role in the reconstruction phase.

# Next Steps

- UNDP will be leading the development of Post Disaster Needs and Planning Framework in collaboration ECLAC , ILO and ISDR Secretariat under the IRP Framework